

Watterson Towers Interior Signage

Scope:

Contractor to provide material and labor for the installation of ADA and directional signage for Watterson Towers. Contractor will be responsible for any damage to walls that may occur during installation. All repairs must be to the complete satisfaction of the Owner.

Specifications and drawings:

See attached.

Schedule:

Work must be completed between December 17, 2012 – January 11, 2013 and March 11-15, 2013.

General Information:

Elevator access is not available on all floors. Access available only on the third floor of each house (Van Buren, Clay, Adams, Monroe, Smith, Madison, Marshall, Pickering, Randolph, & Jefferson). See attached drawing for building elevation. Each house is 5 floors.

The majority of the walls in within the houses (Van Buren, Clay, Adams, Monroe, Smith, Madison, Marshall, Pickering, Randolph, & Jefferson) will be drywall. The majority of the remaining walls (Stairwells, Basement, Service, Formal, & Informal) will be concrete block or concrete.

Any obstructions interfering with designated sign locations identified during installation will be addressed by Owner in a timely manner to avoid delays. Alternate sign locations must be approved by Owner.

Watterson Towers Interior Signage

Scope:

Contractor to provide material and labor for the installation of ADA and directional signage for Watterson Towers. Contractor will be responsible for any damage to walls that may occur during installation. All repairs must be to the complete satisfaction of the Owner.

Specifications and drawings:

See attached.

Schedule:

Work must be completed between December 17, 2012 – January 11, 2013 and March 11-15, 2013.

General Information:

Elevator access is not available on all floors. Access available only on the third floor of each house (Van Buren, Clay, Adams, Monroe, Smith, Madison, Marshall, Pickering, Randolph, & Jefferson). See attached drawing for building elevation. Each house is 5 floors.

The majority of the walls in within the houses (Van Buren, Clay, Adams, Monroe, Smith, Madison, Marshall, Pickering, Randolph, & Jefferson) will be drywall. The majority of the remaining walls (Stairwells, Basement, Service, Formal, & Informal) will be concrete block or concrete.

Any obstructions interfering with designated sign locations identified during installation will be addressed by Owner in a timely manner to avoid delays. Alternate sign locations must be approved by Owner.

ISU Signage Standards

B3- ADA Classifications



Specifications

ADA Classifications

Permanent Signage

- Signs which Designate Permanent Room and Spaces.
Signs must Comply with Character Proportion, Tactile, Braille, Finish Contrast and Mounting Requirements

Directional and Informational

- Signs which Provide Direction to or Information about a Functional Space
- Signs must Comply with Character Proportion, Finish and Contrast
- Tactile and Grade 2 Braille are Not Required

Overhead Signage (Hanging Signage)

- Signs which are Projected or Suspended Overhead must Meet Requirements for Clearance, Character Proportion, Finish and Contrast

Temporary Signage

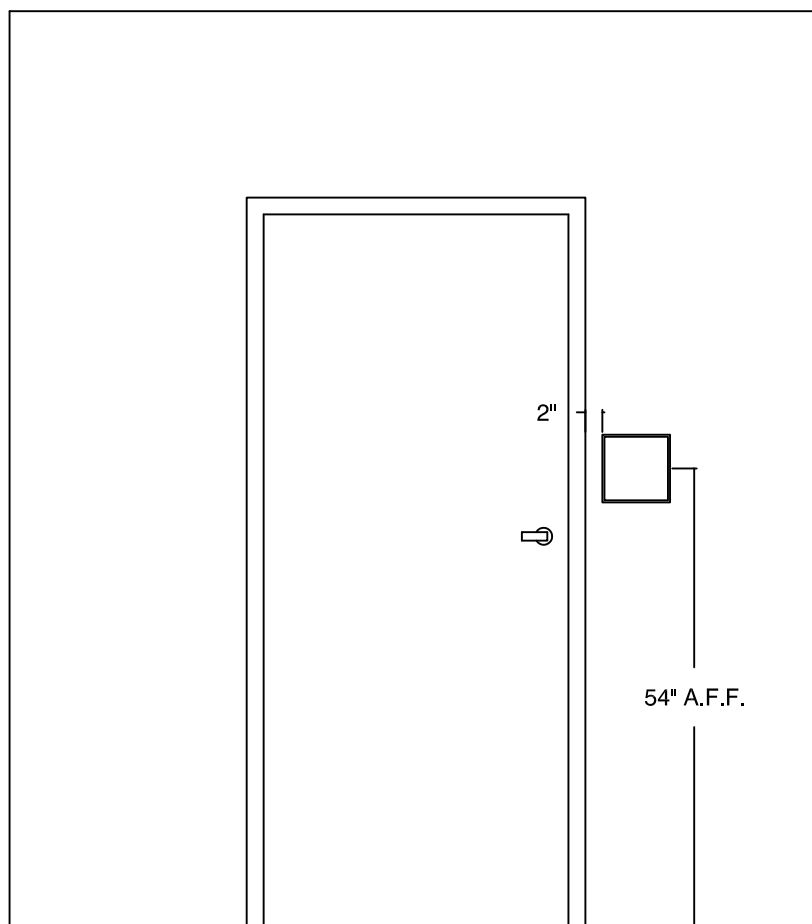
- Building Directories, Menu Boards and all Other Signs which Provide Temporary Information About Rooms and Spaces, such as the Current Occupant's name, are not required to Comply with the ADAAG

Contrast Finish Colors

- Contrast to be Minimum 70 % Contrasting Between Background and Text

ISU Signage Standards

B4- ADA Dimensions



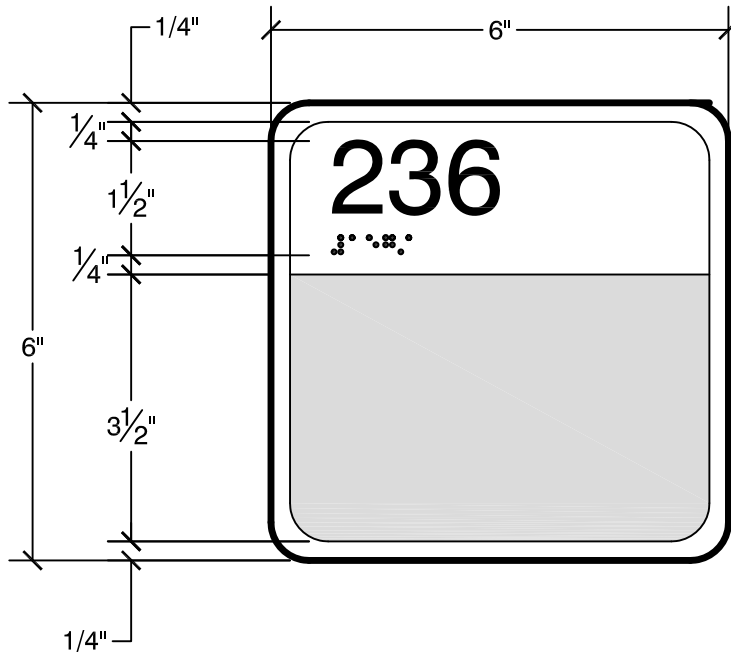
Specifications

Dimensions

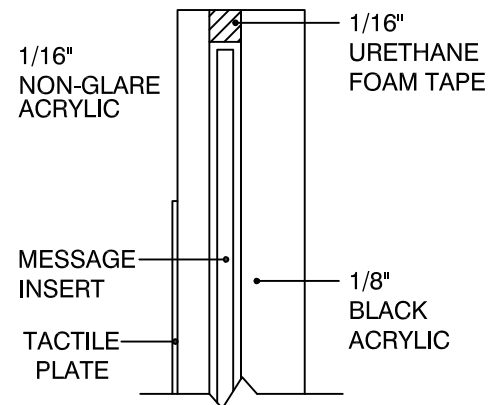
- Signs to Be Mounted On Latch Side.
- Signs to Be Mounted 2" Max. From Door Frame.
- Signs Center to Be Mounted At 54" A.F.F. Unless Otherwise Noted.
- Signs to be Mounted So That a Person May Approach Within 3" of Signage without Encountering Protruding Objects or Standing within the Swing of a Door.
- Foam Tape Mounting: Mount with Double-Sided Foam Tape to Non-Porous Surfaces unless otherwise noted.

ISU Signage Standards

B6- Insert Sign



ELEVATION



SECTION

Specifications

Frame Construction:

- Frame Color is a 3/8" Subsurface Finished Border.
- 1/16" Non Glare Clear Acrylic Lens with Subsurface 3/8" border. Border color will be selected by owner from manufacturer's standard colors. Border applied to a 1/8" black gloss acrylic back plate with 1/16" thick foam adhesive to create changeable insert slot.
- Tactile Header to Be 6" x 2" Rounded Corners on Top & Square on Bottom
- Radius Corners Inside=1/4", Outside=1/2"

Text:

- 1/32" Raised Text and Grade II Braille on .010" High Steel Tactile Header.
- Text color to be White
- Helvetica Medium
- Left Justified
- 1" High Upper Case
- Braille to be Located Directly Below the Text
- Braille color to match border.

Notes:

- All signs installed in residence halls must also use silicone for mounting.

Frame Color:

- Color to match border.

Insert Construction:

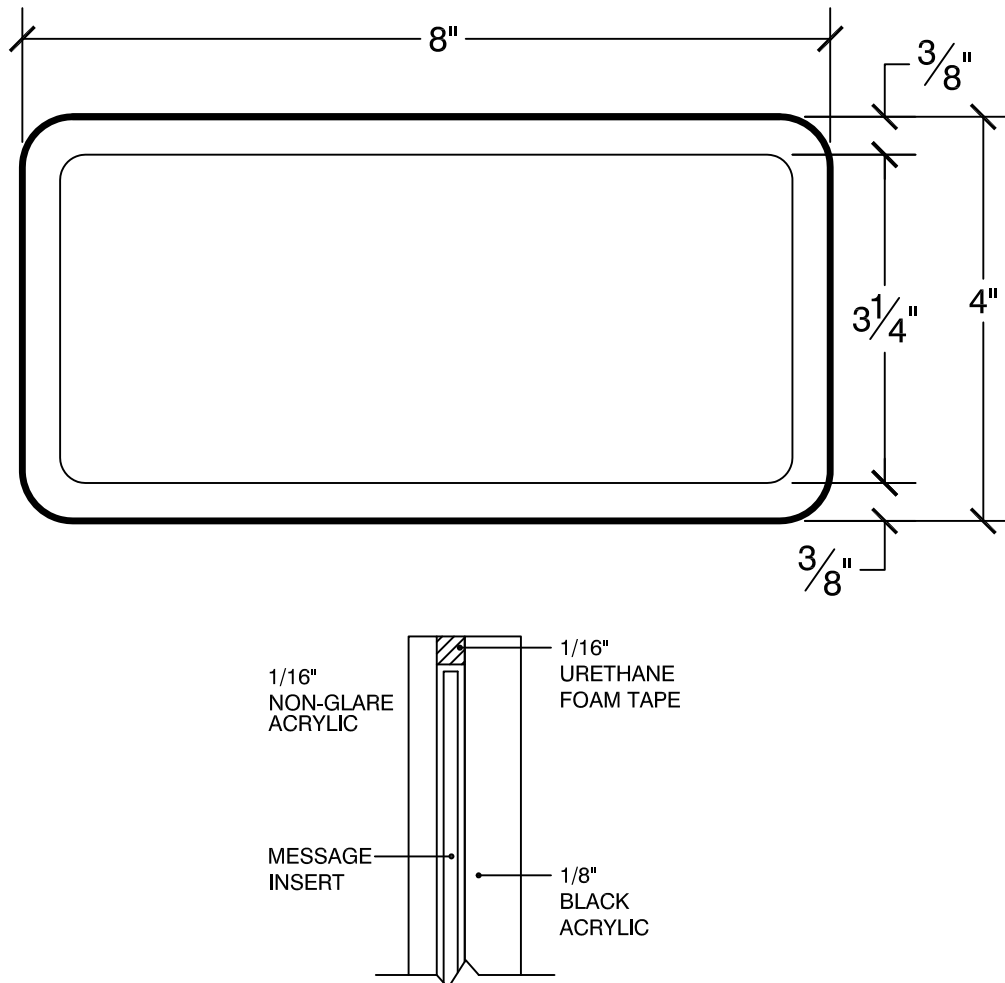
- Illinois State University Provided by Owner

Requirements:

- Submit Sample to ISU for Approval
- All Signs to Meet ADA Requirements
- Two strips of double sided foam tape mounting to be included unless otherwise noted.

ISU Signage Standards

B7-Insert Only Sign



Specifications

Frame Construction:

- Frame Color is a 3/8" Subsurface Finished Border.
- 1/16" Non Glare Clear Acrylic Lens with Subsurface 3/8" border. Border color will be selected by owner from manufacturer's standard colors. Border applied to a 1/8" black gloss acrylic back plate with a 1/16" thick foam adhesive to create changeable insert slot.
- Radius Corners
Inside=1/4", Outside=1/2"

Frame Color:

- Color to match border.

Insert Construction:

- Illinois State University
Provided by Owner

Requirements:

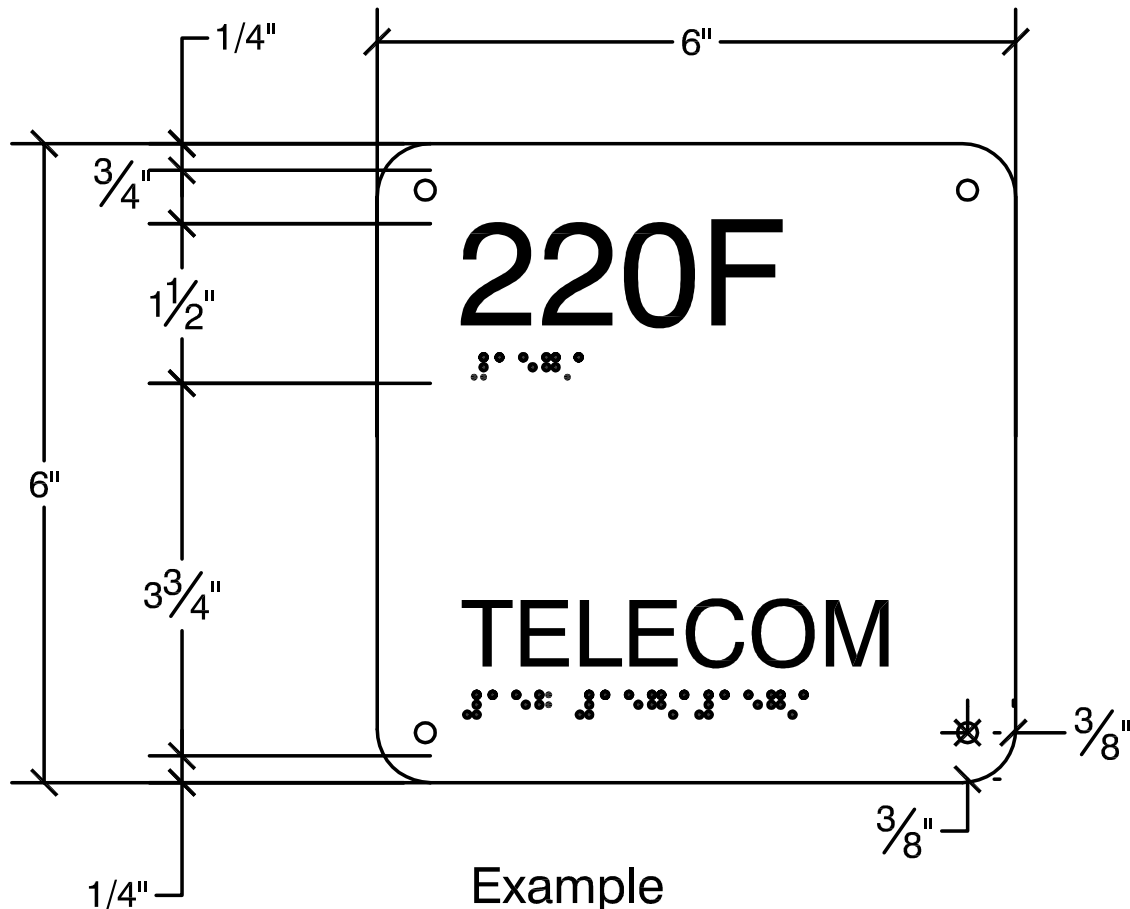
- Submit Sample to ISU for Approval
- All Signs to Meet ADA Requirements
- Two strips of double side foam tape mounting to be included unless otherwise noted.

Notes:

- All B7 signs installed in residence halls must also use silicone for mounting.

ISU Signage Standards

B9 - Identification Sign



Specifications

Construction:

- 1/8" thick modified acrylic polymer suitable for interior and exterior use
- Matte background red and green color to be selected by owner
- 1/2" Radius Corners
- Each sign will have recessed holes for mounting
- Center of recessed hole will be 3/8" from the edge of the sign.

Text:

- 1/16" characters, recessed and chemically welded to the sign using Methylene Chloride.
- Text color will be White, Helvetica Medium, Left Justified.
- 1" High room numbers
- 5/8" High upper case text
- 4 1/4" tall area for room text and associated braille.
- If text does not take up entire 4 1/4" area, place text and braille in bottom 1/2 of area.
- Grade II Braille to be located directly below the text and room number
- Braille to be optically correct balls inlaid into computer drilled holes.
- Braille color to match background color.

Requirements:

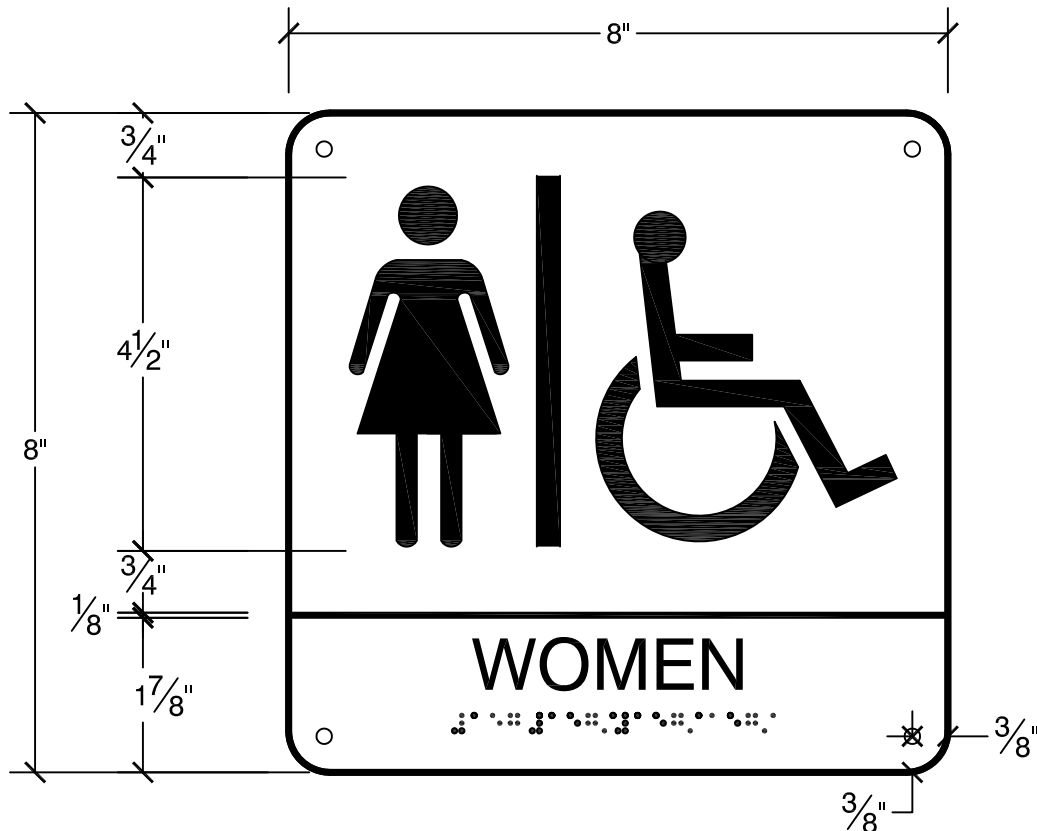
- Submit Sample to ISU for Approval
- All Signs to Meet ADA Requirements
- Four mechanical fasteners with tamper proof heads to be included unless otherwise noted.

Notes:

- All signs installed in residence halls must also use silicone for mounting.

ISU Signage Standards

B11- Accessible Restroom Signs



Example

Specifications

Construction:

- 1/8" thick modified acrylic polymer suitable for interior and exterior use
- Matte background color will be selected by owner from manufacturer's standard colors.
- 1/2" Radius Corners
- Each sign will have 4 recessed holes to allow for tamper proof, flathead screw mounting
- Center of recessed hole will be 3/8" from the edge of the sign.

Text:

- 1/16" characters, recessed and chemically welded to the sign using Methylene Chloride.
- Text color will be White, Helvetica Medium, Center Justified.
- Raised pictograms will be White.
- 5/8" High upper case text
- Grade II Braille to be located directly below the text .
- Braille to be optically correct balls inlaid into computer drilled holes.
- Braille color to match background color.

Requirements:

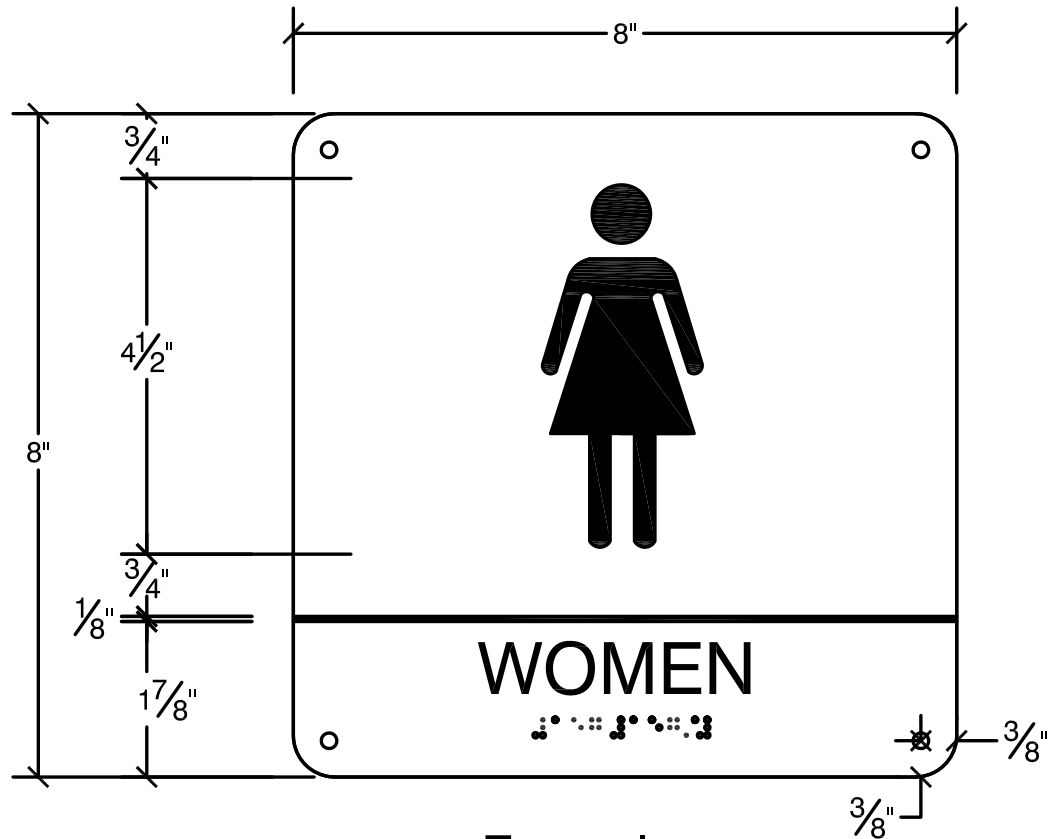
- Submit Sample to ISU for Approval
- All Signs to Meet ADA Requirements
- Four mechanical fasteners with tamper proof heads to be included unless otherwise noted.

Notes:

- All signs installed in residence halls must also use silicone for mounting.

ISU Signage Standards

B13- Restroom Signs



Example

Specifications

Construction:

- 1/8" thick modified acrylic polymer suitable for interior and exterior use
- Matte background red and green color to be selected by owner
- 1/2" Radius Corners
- Each sign will have recessed holes for mounting
- Center of recessed hole will be 3/8" from the edge of the sign.

Text:

- 1/16" characters, recessed and chemically welded to the sign using Methylene Chloride.
- Text color will be White, Helvetica Medium, Center Justified.
- Raised pictograms will be White.
- 5/8" High upper case text
- Grade II Braille to be located directly below the text.
- Braille to be optically correct balls inlaid into computer drilled holes.
- Braille color to match background color.

Requirements:

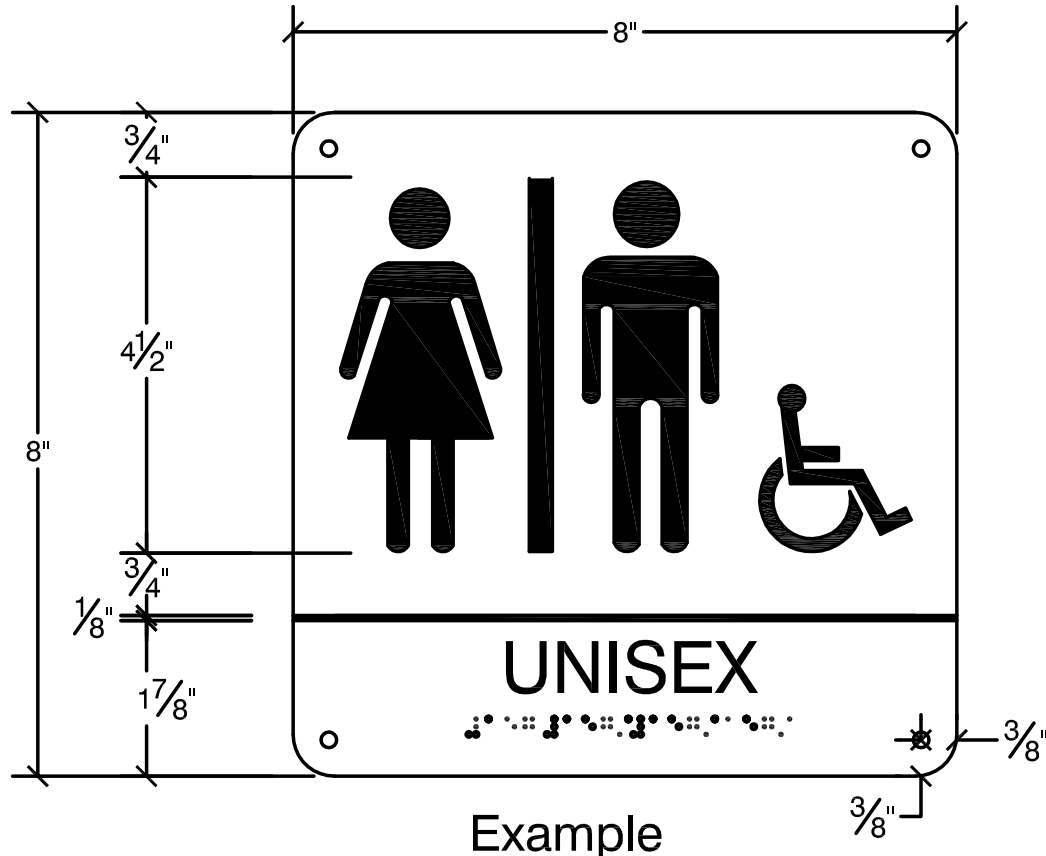
- Submit Sample to ISU for Approval.
- All Signs to Meet ADA Requirements.
- Four tamper proof, flathead screws to be included unless otherwise noted.

Notes:

- All signs installed in residence halls must also use silicone for mounting.

ISU Signage Standards

B15-Unisex Accessible Restroom



Specifications

Construction:

- 1/8" thick modified acrylic polymer suitable for interior and exterior use
- Matte background red and green color to be selected by owner
- 1/2" Radius Corners
- Each sign will have recessed holes for mounting
- Center of recessed hole will be 3/8" from the edge of the sign.

Text:

- 1/16" characters, recessed and chemically welded to the sign using Methylene Chloride.
- Text color will be White, Helvetica Medium, Center Justified.
- Raised pictograms will be White.
- 5/8" High upper case text
- Grade II Braille to be located directly below the text.
- Braille to be optically correct balls inlaid into computer drilled holes.
- Braille color to match background color.

Requirements:

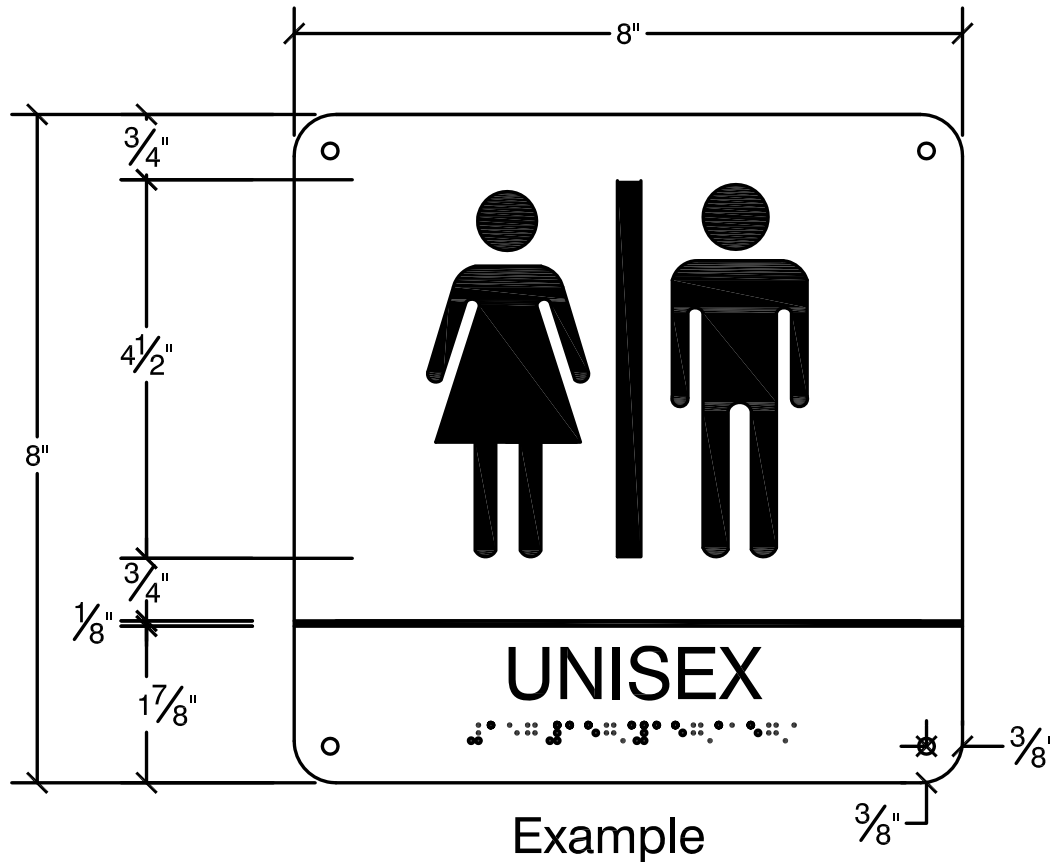
- Submit Sample to ISU for Approval.
- All Signs to Meet ADA Requirements.
- Four tamper proof, flathead screws to be included unless otherwise noted.

Notes:

- All signs installed in residence halls must also use silicone for mounting.

ISU Signage Standards

B17-Unisex Restroom



Specifications

Construction:

- 1/8" thick modified acrylic polymer suitable for interior and exterior use
- Matte background red and green color to be selected by owner
- 1/2" Radius Corners
- Each sign will have recessed holes for mounting
- Center of recessed hole will be 3/8" from the edge of the sign.

Text:

- 1/16" characters, recessed and chemically welded to the sign using Methylene Chloride.
- Text color will be White, Helvetica Medium, Center Justified.
- Raised pictograms will be White.
- 5/8" High upper case text
- Grade II Braille to be located directly below the text .
- Braille to be optically correct balls inlaid into computer drilled holes.
- Braille color to match background color.

Requirements:

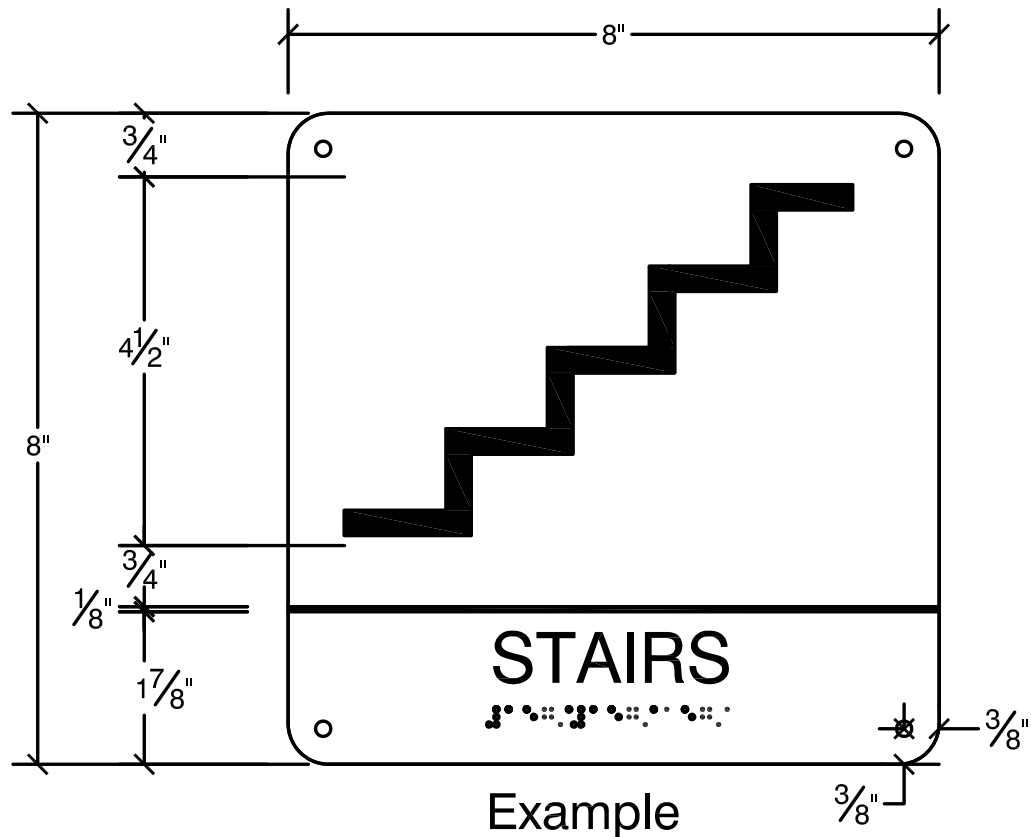
- Submit Sample to ISU for Approval.
- All Signs to Meet ADA Requirements.
- Four tamper proof, flathead screws to be included unless otherwise noted.

Notes:

- All signs installed in residence halls must also use silicone for mounting.

ISU Signage Standards

B19- Stair Sign



Specifications

Construction:

- 1/8" thick modified acrylic polymer suitable for interior and exterior use
- Matte background red and green color to be selected by owner
- 1/2" Radius Corners
- Each sign will have recessed holes for mounting
- Center of recessed hole will be 3/8" from the edge of the sign.

Text:

- 1/16" characters, recessed and chemically welded to the sign using Methylene Chloride.
- Text color will be White, Helvetica Medium, Center Justified.
- Raised pictograms will be White.
- 5/8" High upper case text
- Grade II Braille to be located directly below the text .
- Braille to be optically correct balls inlaid into computer drilled holes.
- Braille color to match background color.

Requirements:

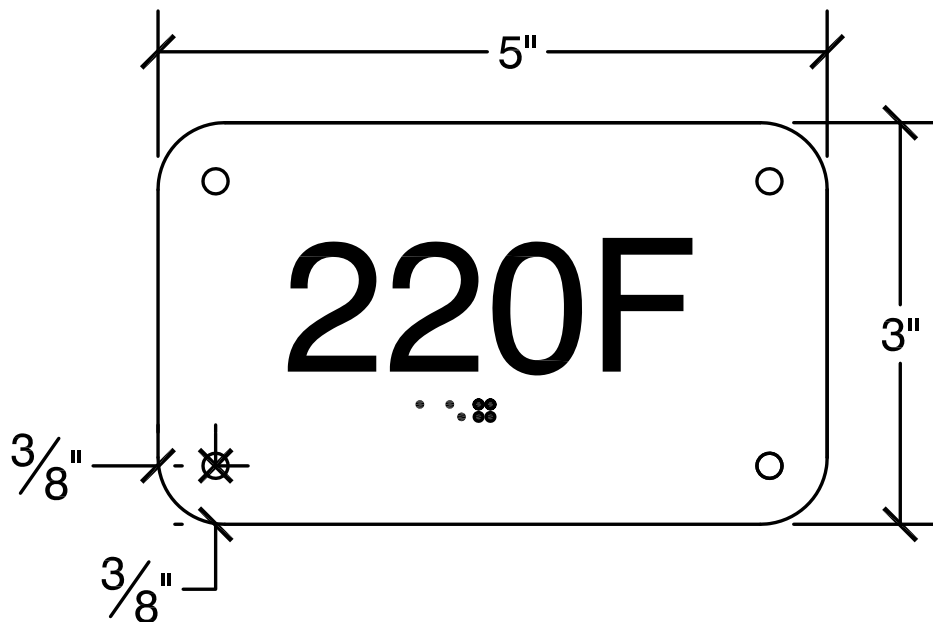
- Submit Sample to ISU for Approval.
- All Signs to Meet ADA Requirements.
- Four tamper proof, flathead screws to be included unless otherwise noted. otherwise noted.

Notes:

- All signs installed in residence halls must also use silicone for mounting.

ISU Signage Standards

35 - Room Number Sign



Example

Specifications

Construction:

- 1/8" thick modified acrylic polymer suitable for interior and exterior use
- Matte background red and green color to be selected by owner
- 1/2" Radius Corners
- Each sign will have recessed holes for mounting
- Center of recessed hole will be 3/8" from the edge of the sign.

Text:

- 1/16" characters, recessed and chemically welded to the sign using Methylene Chloride.
- Text color will be White, Helvetica Medium, Left Justified.
- 1" High room numbers
- 5/8" High upper case text
- 4 1/4" tall area for room text and associated braille.
- If text does not take up entire 4 1/4" area, place text and braille in bottom 1/2 of area.
- Grade II Braille to be located directly below the text and room number
- Braille to be optically correct balls inlaid into computer drilled holes.
- Braille color to match background color.

Requirements:

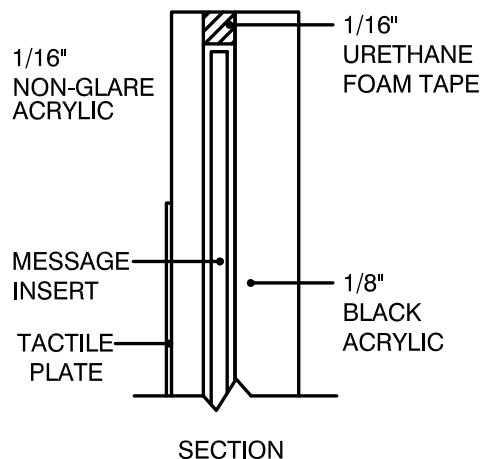
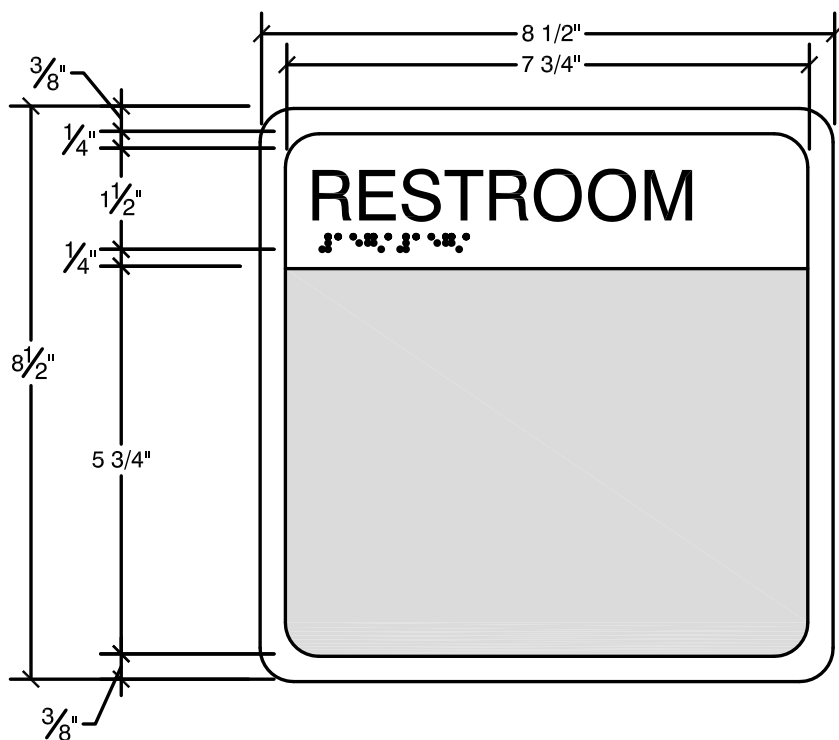
- Submit Sample to ISU for Approval
- All Signs to Meet ADA Requirements
- Four tamper proof, flathead screws to be included unless otherwise noted.

Notes:

- All signs installed in residence halls must also use silicone for mounting.

ISU Signage Standards

B42- Restroom Insert Sign



Specifications

Frame Construction:

- Frame Color is a 3/8" Subsurface Finished Border.
- 1/16" Non Glare Clear Acrylic Lens with Subsurface 3/8" border. Border color will be selected by owner from manufacturer's standard colors. Border applied to a 1/8" black gloss acrylic back plate with 1/16" thick foam adhesive to create changeable insert slot.
- Tactile Header to Be 8" x 2" Rounded Corners on Top & Square on Bottom
- Radius Corners Inside=1/4", Outside=1/2"

Text:

- 1/32" Raised Text and Grade II Braille on .010" High Steel Tactile Header.
- Text color to be White
- Helvetica Medium
- Left Justified
- 3/4" High Upper Case
- Braille to be Located Directly Below the Text
- Braille color to match border.

Notes:

- All signs installed in residence halls must also use silicone for mounting.

Frame Color:

- Color to match border.

Insert Construction:

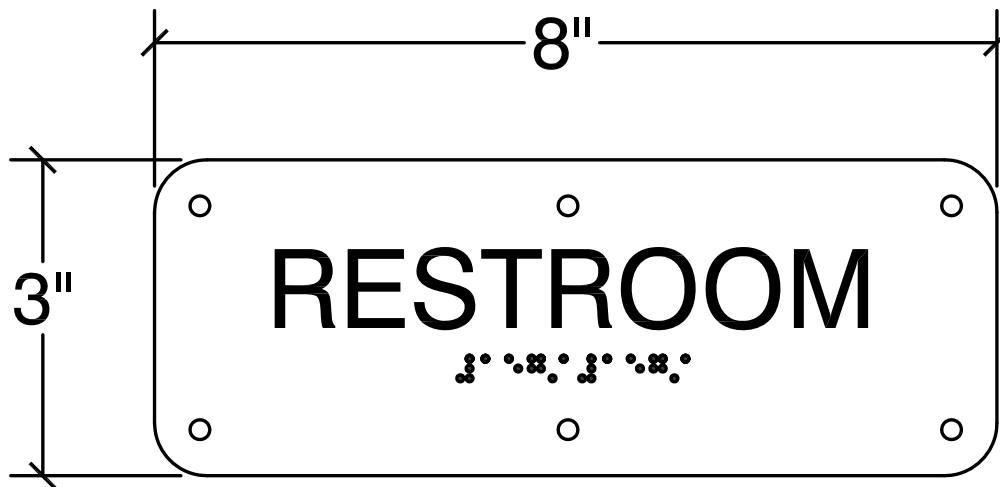
- Illinois State University Provided by Owner

Requirements:

- Submit Sample to ISU for Approval
- All Signs to Meet ADA Requirements
- Two strips of double sided foam tape mounting to be included unless otherwise noted.

ISU Signage Standards

B43 - Restroom Sign



Example

Specifications

Construction:

- 1/8" thick modified acrylic polymer suitable for interior and exterior use
- Matte background red and green color to be selected by owner
- 1/2" Radius Corners
- Each sign will have recessed holes for mounting
- Center of recessed hole will be 3/8" from the edge of the sign.

Text:

- 1/16" characters, recessed and chemically welded to the sign using Methylene Chloride.
- Text color will be White, Helvetica Medium, Left Justified.
- 3/4" High upper case text
- Grade II Braille to be located directly below the text and room number
- Braille to be optically correct balls inlaid into computer drilled holes.
- Braille color to match background color.

Requirements:

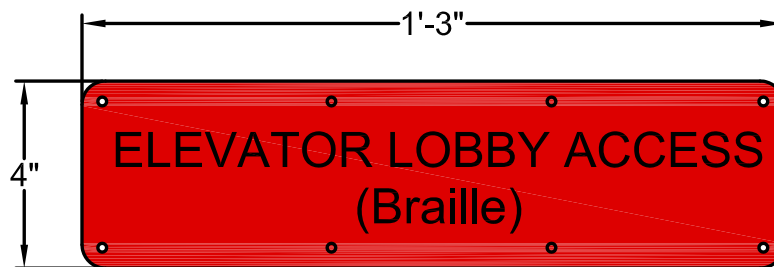
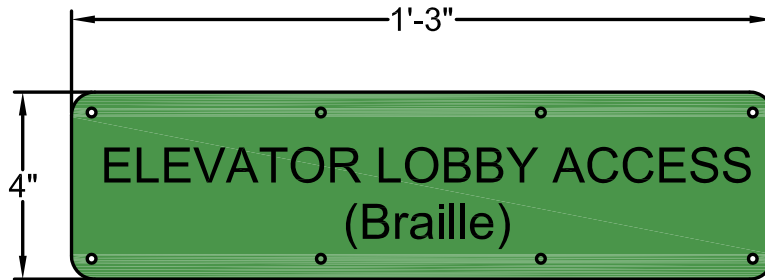
- Submit Sample to ISU for Approval
- All Signs to Meet ADA Requirements
- Four tamper proof, flathead screws to be included unless otherwise noted.

Notes:

- All signs installed in residence halls must also use silicone for mounting.

Watterson Signage

Stairwell Sign A



Examples

Specifications

Construction:

- 1/8" thick modified acrylic polymer suitable for interior and exterior use
- Matte background red and green color to be selected by owner
- 1/2" Radius Corners
- Each sign will have recessed holes for mounting
- Center of recessed hole will be 3/8" from the edge of the sign.

Text:

- 1/16" characters, recessed and chemically welded to the sign using Methylene Chloride.
- Text color will be White, Helvetica Medium, Left Justified.
- 3/4" High Text
- Grade II Braille to be located directly below the text
- Braille to be optically correct balls inlaid into computer drilled holes.
- Braille color to match background color.

Requirements:

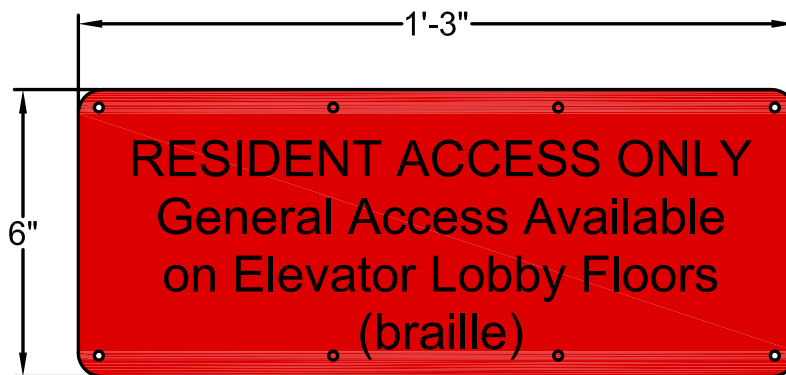
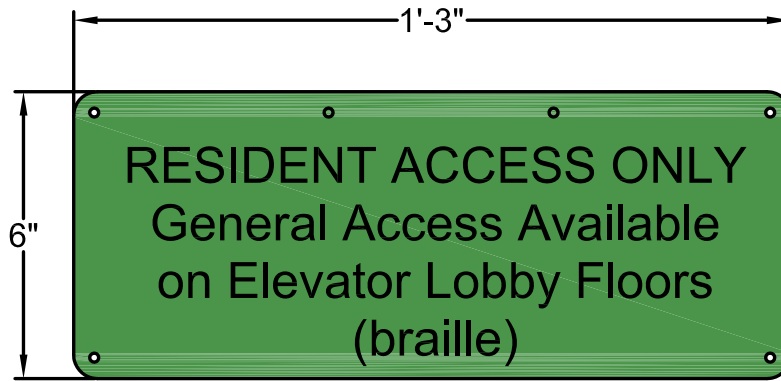
- Submit Sample to ISU for Approval
- All Signs to Meet ADA Requirements
- Four mechanical fasteners with tamper proof heads to be included unless otherwise noted.

Notes:

- All signs installed in residence halls must also use silicone for mounting.

Watterson Signage

Stairwell Sign B



Examples

Specifications

Construction:

- 1/8" thick modified acrylic polymer suitable for interior and exterior use
- Matte background red and green color to be selected by owner
- 1/2" Radius Corners
- Each sign will have recessed holes for mounting
- Center of recessed hole will be 3/8" from the edge of the sign.

Text:

- 1/16" characters, recessed and chemically welded to the sign using Methylene Chloride.
- Text color will be White, Helvetica Medium, Left Justified.
- 3/4" High Text
- Grade II Braille to be located directly below the text
- Braille to be optically correct balls inlaid into computer drilled holes.
- Braille color to match background color.

Requirements:

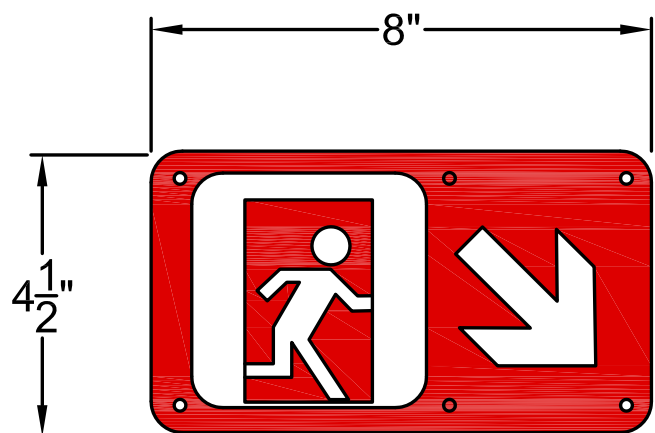
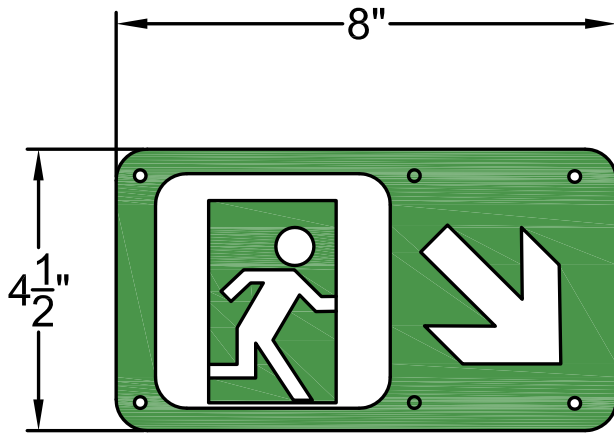
- Submit Sample to ISU for Approval
- All Signs to Meet ADA Requirements
- Four mechanical fasteners with tamper proof heads to be included unless otherwise noted.

Notes:

- All signs installed in residence halls must also use silicone for mounting.

Watterson Signage

Stairwell Sign C1



Examples

Specifications

Construction:

- 1/8" thick modified acrylic polymer suitable for interior and exterior use
- Matte background red and green color to be selected by owner
- 1/2" Radius Corners
- Each sign will have recessed holes for mounting
- Center of recessed hole will be 3/8" from the edge of the sign.

Text:

- 1/16" characters, recessed and chemically welded to the sign using Methylene Chloride.
- Text color will be White, Helvetica Medium, Left Justified.
- 3/4" High Text
- Grade II Braille to be located directly below the text
- Braille to be optically correct balls inlaid into computer drilled holes.
- Braille color to match background color.

Requirements:

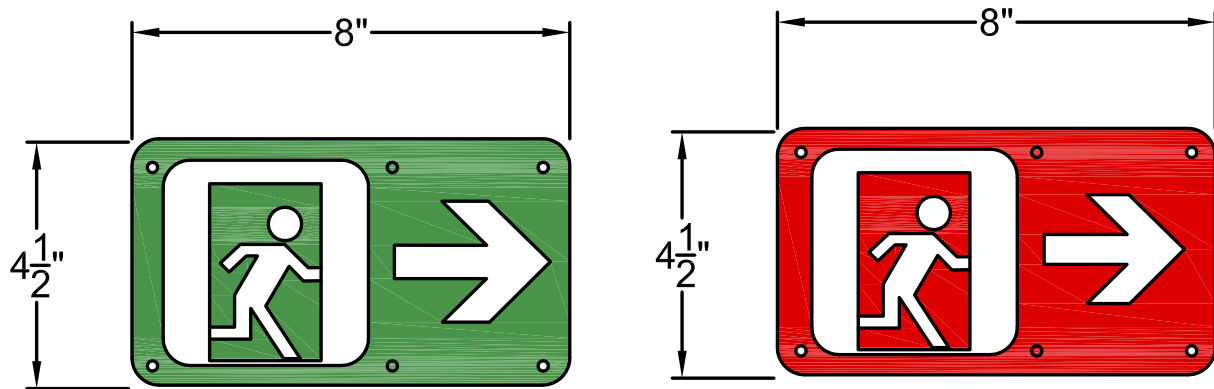
- Submit Sample to ISU for Approval
- All Signs to Meet ADA Requirements
- Four mechanical fasteners with tamper proof heads to be included unless otherwise noted.

Notes:

- All signs installed in residence halls must also use silicone for mounting.

Watterson Signage

Stairwell Sign C2



Examples

Specifications

Construction:

- 1/8" thick modified acrylic polymer suitable for interior and exterior use
- Matte background red and green color to be selected by owner
- 1/2" Radius Corners
- Each sign will have recessed holes for mounting
- Center of recessed hole will be 3/8" from the edge of the sign.

Text:

- 1/16" characters, recessed and chemically welded to the sign using Methylene Chloride.
- Text color will be White, Helvetica Medium, Left Justified.
- 3/4" High Text
- Grade II Braille to be located directly below the text
- Braille to be optically correct balls inlaid into computer drilled holes.
- Braille color to match background color.

Requirements:

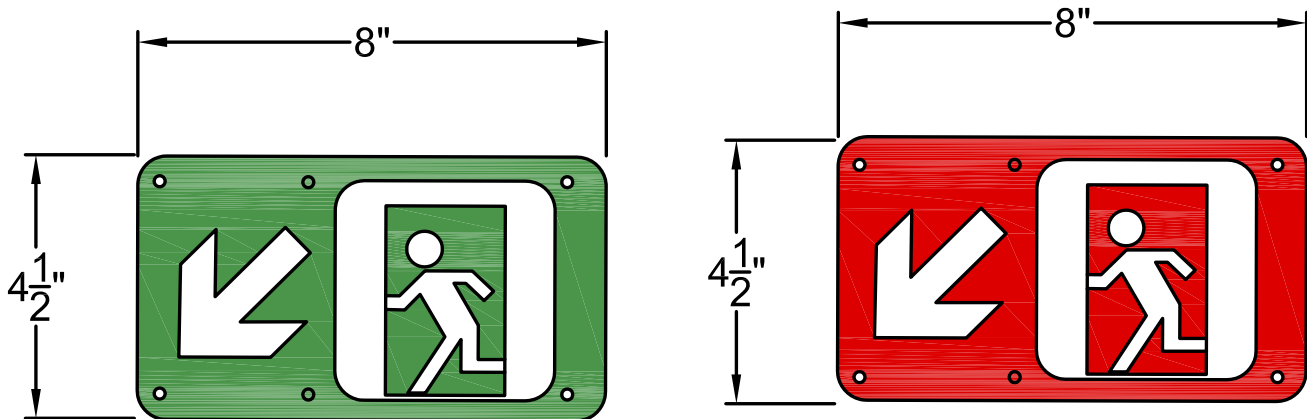
- Submit Sample to ISU for Approval
- All Signs to Meet ADA Requirements
- Four mechanical fasteners with tamper proof heads to be included unless otherwise noted.

Notes:

- All signs installed in residence halls must also use silicone for mounting.

Watterson Signage

Stairwell Sign C3



Examples

Specifications

Construction:

- 1/8" thick modified acrylic polymer suitable for interior and exterior use
- Matte background red and green color to be selected by owner
- 1/2" Radius Corners
- Each sign will have recessed holes for mounting
- Center of recessed hole will be 3/8" from the edge of the sign.

Text:

- 1/16" characters, recessed and chemically welded to the sign using Methylene Chloride.
- Text color will be White, Helvetica Medium, Left Justified.
- 3/4" High Text
- Grade II Braille to be located directly below the text
- Braille to be optically correct balls inlaid into computer drilled holes.
- Braille color to match background color.

Requirements:

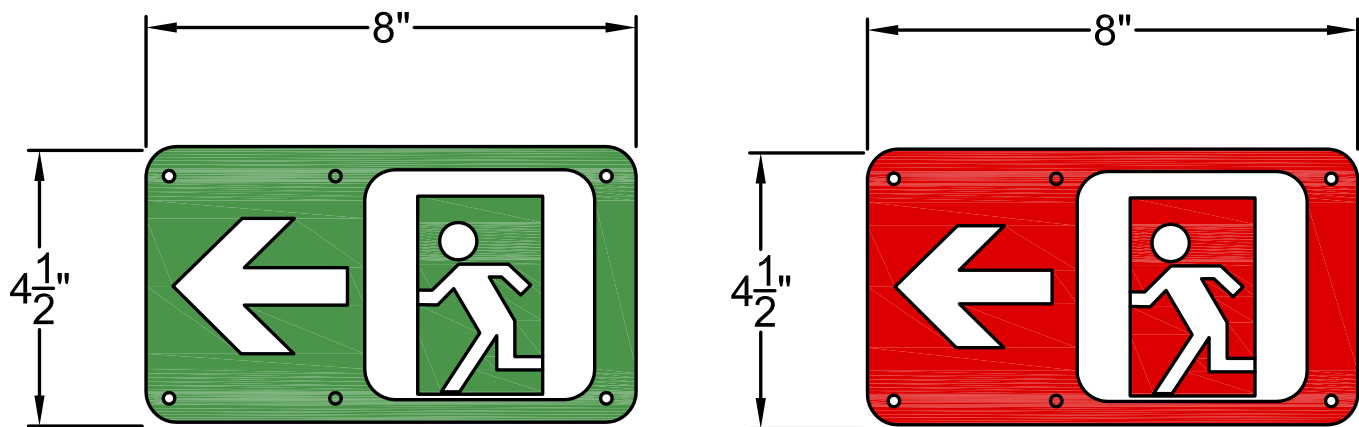
- Submit Sample to ISU for Approval
- All Signs to Meet ADA Requirements
- Four mechanical fasteners with tamper proof heads to be included unless otherwise noted.

Notes:

- All signs installed in residence halls must also use silicone for mounting.

Watterson Signage

Stairwell Sign C4



Examples

Specifications

Construction:

- 1/8" thick modified acrylic polymer suitable for interior and exterior use
- Matte background red and green color to be selected by owner
- 1/2" Radius Corners
- Each sign will have recessed holes for mounting
- Center of recessed hole will be 3/8" from the edge of the sign.

Text:

- 1/16" characters, recessed and chemically welded to the sign using Methylene Chloride.
- Text color will be White, Helvetica Medium, Left Justified.
- 3/4" High Text
- Grade II Braille to be located directly below the text
- Braille to be optically correct balls inlaid into computer drilled holes.
- Braille color to match background color.

Requirements:

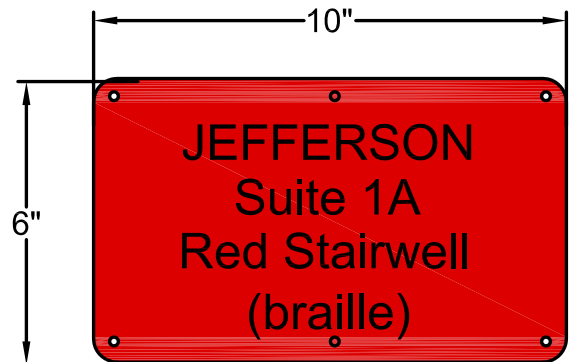
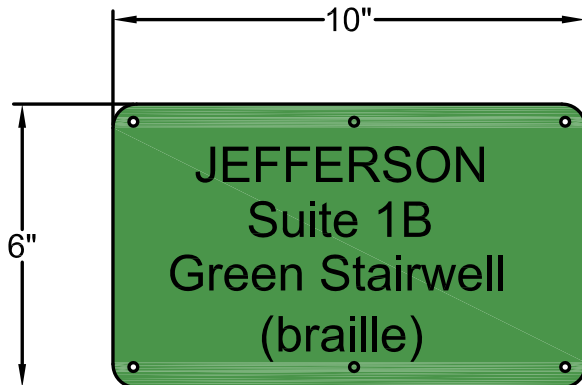
- Submit Sample to ISU for Approval
- All Signs to Meet ADA Requirements
- Four mechanical fasteners with tamper proof heads to be included unless otherwise noted.

Notes:

- All signs installed in residence halls must also use silicone for mounting.

Watterson Signage

Stairwell Sign D



Examples

Specifications

Construction:

- 1/8" thick modified acrylic polymer suitable for interior and exterior use
- Matte background red and green color to be selected by owner
- 1/2" Radius Corners
- Each sign will have recessed holes for mounting
- Center of recessed hole will be 3/8" from the edge of the sign.

Text:

- 1/16" characters, recessed and chemically welded to the sign using Methylene Chloride.
- Text color will be White, Helvetica Medium, Left Justified.
- 3/4" High Text
- Grade II Braille to be located directly below the text
- Braille to be optically correct balls inlaid into computer drilled holes.
- Braille color to match background color.

Requirements:

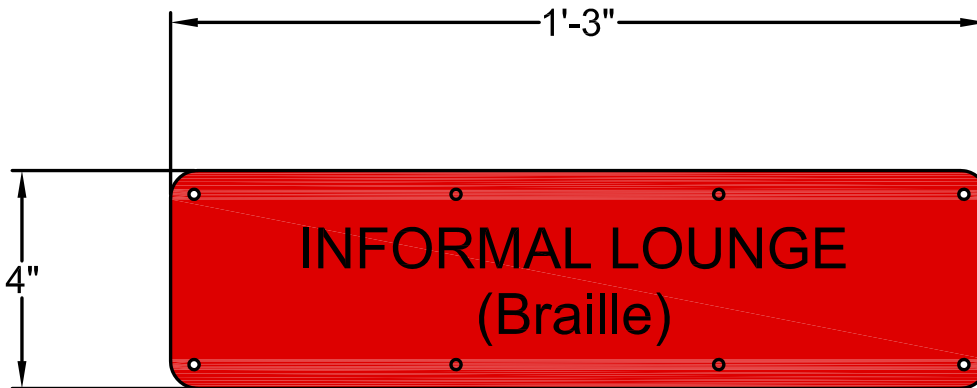
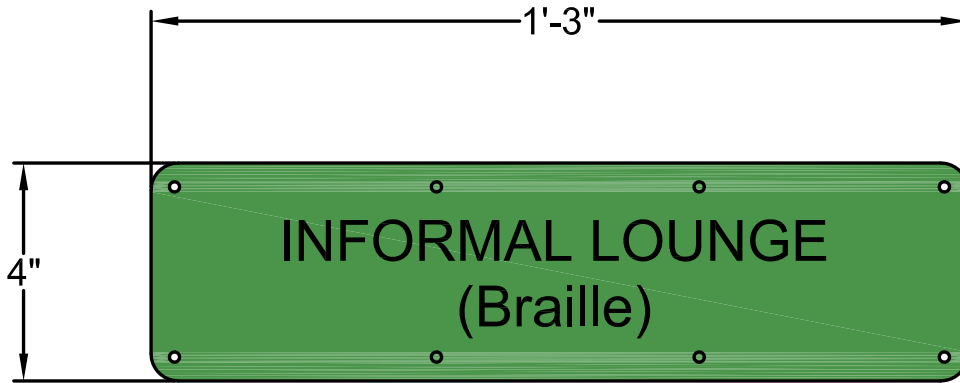
- Submit Sample to ISU for Approval
- All Signs to Meet ADA Requirements
- Four mechanical fasteners with tamper proof heads to be included unless otherwise noted.

Notes:

- All signs installed in residence halls must also use silicone for mounting.

Watterson Signage

Stairwell Sign E



Examples

Specifications

Construction:

- 1/8" thick modified acrylic polymer suitable for interior and exterior use
- Matte background red and green color to be selected by owner
- 1/2" Radius Corners
- Each sign will have recessed holes for mounting
- Center of recessed hole will be 3/8" from the edge of the sign.

Text:

- 1/16" characters, recessed and chemically welded to the sign using Methylene Chloride.
- Text color will be White, Helvetica Medium, Left Justified.
- 3/4" High Text
- Grade II Braille to be located directly below the text
- Braille to be optically correct balls inlaid into computer drilled holes.
- Braille color to match background color.

Requirements:

- Submit Sample to ISU for Approval
- All Signs to Meet ADA Requirements
- Four mechanical fasteners with tamper proof heads to be included unless otherwise noted.

Notes:

- All signs installed in residence halls must also use silicone for mounting.

Bldg. No.	Room No.	Sign Text	B6	B7	B9	B13	B15	B17	B19	B35
Watterson Connecting										
350	001	001								1
350	004	004								1
350	010	010								1
350	010A	010A								1
350	011	011								1
350	013	013								1
350	100A	100A								1
350	0101B	101B		1						
350	105C		UNISEX				1			
350	124	124								1
350	125	125		1						
350	128		STAIRS						1	
350	129		STAIRS						1	
350	130	130	MECHANICAL			1				
			QTY:	2	0	1	0	1	0	2

<u>Bldg. No.</u>	<u>Room No.</u>	<u>Sign Text</u>	<u>B6</u>	<u>B7</u>	<u>B9</u>	<u>B13</u>	<u>B15</u>	<u>B17</u>	<u>B19</u>	<u>B35</u>	<u>B42</u>	<u>B43</u>
Watterson Tower North												
348	001	001	STAIRS						2			
348	003	003								1		
348	003A	003A	STORAGE			1						
348	003B	003B	STORAGE			1						
348	003C	003C	STORAGE			1						
348	003D	003D	STORAGE			1						
348	003E	003E	STORAGE			1						
348	004	004	STORAGE			1						
348	004A	004A	MECHANICAL			1						
348	005	005	TELECOM			1						
348	006	006	ELECTRICAL			1						
348	006A	006A	STORAGE			1						
348	007	007	STORAGE			1						
348	008	008	MECHANICAL			1						
348	009	009	STORAGE			2						
348	100		STAIRS						2			
348	101A	101A	JANITORIAL			1						
348	103	103	BUILDING MECHANIC			2						
348	105		STAIRS						1			
348	0107A		UNISEX					1				
348	108	108	COMPACTOR ROOM			1						
348	110	110	COMPUTER LAB			1						
348	111	111	STORAGE			1						
348	111B	111B	STORAGE			1						
348	113	113	ELEVATOR SHOP			1						
348	0113A	113A	ELECTRIC SHOP			1						
348	200	200								1		
348	0200C	200C								1		
348	0200D	200D								1		
348	0200E		RESTROOM					1				1
348	201	201		1								
348	0201B	201B		1								
348	204		STAIRS						1			
	204A	204A								1		
348	205	205	CONFERENCE ROOM B			1						
348	206	206-207	AREA OFFICE			2						
348	206A	206A	CONFERENCE ROOM A			1						
348	207	207		1								
348	207A	207A		1								
348	210	210	ARH OFFICE			1						
348	211	211	STORAGE			1						
348	212		UNISEX					1				
348	214	214	STORAGE			1						
348	300		STAIRS						4			
348	301	301	LAUNDRY			2						
348	302	302	PIANO ROOM			1						
348	314		MEN				1					

Bldg. No.	Room No.	Sign Text	B6	B7	B9	B13	B15	B17	B19	B35	B42	B43
348	317	WOMEN				1						
348	318	318 STORAGE			1							
348	319	319 STORAGE			1							
348	300A	300A TELECOM			1							
348	333B	333B ELECTRICAL			1							
Qty:			4	0	37	2	0	3	10	5	0	1

<u>Bldg. No.</u>	<u>Room No.</u>	<u>Sign Text</u>	<u>B6</u>	<u>B7</u>	<u>B9</u>	<u>B13</u>	<u>B15</u>	<u>B17</u>	<u>B19</u>	<u>B35</u>	<u>B42</u>	<u>B43</u>
Watterson Tower South												
347	001	STAIRS							2			
347	003B	003B MEN				1						
347	004B	004B								1		
347	005	005 TELECOM			1							
347	006	006 STORAGE			1							
347	006A	006A STORAGE			1							
347	007	007 STORAGE			1							
347	007A	007A WOMEN				1						
347	008	008 MECHANICAL			1							
347	100	STAIRS							2			
347	103	103 STORAGE			2							
347	105	STAIRS							1			
347	107	107 JANITOR			1							
347	107A	UNISEX						1				
347	108	108 COMPACTOR ROOM			1							
347	109	109 STORAGE			1							
347	110	110 STORAGE			1							
347	111	111 STORAGE			1							
347	112											
347	113	113		1								
347	113B	113B		1								
347	200	200								1		
347	0200C	200C								1		
347	0200D	200D								1		
347	0200E	RESTROOM										1
347	201	201								1		
347	0201B	201B		1								
347	203	203 FITNESS CENTER			1							
347	203A	203A								1		
347	203B	203B								1		
347	211	MEN				1						
347	212	WOMEN				1						
347	214	214 STORAGE			1							
347	300	STAIRS							4			
347	301	301 LAUNDRY			2							
347	302	302 STORAGE			1							
347	314	MEN						1				
347	317	WOMEN						1				
347	318	318 STORAGE			1							
347	319	319 PIANO ROOM			1							
347	333A	300A TELECOM			1							
347	333B	306B ELECTRICAL			1							
QTY:			3	0	21	4	0	3	9	7	0	1

[illegible]

[illegible]

<u>Bldg. No.</u>	<u>Room No.</u>	<u>Sign Text</u>	<u>B6</u>	<u>B7</u>	<u>B9</u>	<u>B15</u>	<u>B17</u>	<u>B19</u>	<u>B35</u>	<u>B42</u>	<u>B43</u>
	410	410								1	
	411	411								1	
	412	412								1	
	413	413								1	
	414	414								1	
	415	415								1	
	416	416								1	
	417	417								1	
	418	418								1	
	419	419								1	
	420	420								1	
	421	421								1	
	422	422								1	
	423	423								1	
	424	424								1	
	429	RESTROOM			1						1
	430	RESTROOM			1						1
	431	RESTROOM			1						1
	432	RESTROOM			1						1
	433	STAIRS							4		
	0433A	433A TELECOM				1					
	0433B	433B ELECTRICAL				1					
	501	501								1	
	502	502								1	
	503	503								1	
	504	504								1	
	505	505								1	
	506	506								1	
	507	507								1	
	508	508								1	
	509	509								1	
	510	510								1	
	511	511								1	
	512	512								1	
	513	513								1	
	514	514								1	
	515	515								1	
	516	516								1	
	517	517								1	
	518	518								1	
	519	519								1	
	520	520								1	
	521	521								1	
	522	522								1	
	523	523								1	
	524	524								1	
	529	RESTROOM			1						1
	530	RESTROOM			1						1
	531	RESTROOM			1						1
	532	RESTROOM			1						1
	533	STAIRS							4		
	0533A	533A TELECOM				1					
	0533B	533B ELECTRICAL				1					
		Qty Each House:	1	18	14	0	1	20	115	18	3
		x 10 for Total:	10	180	140	0	10	200	1150	180	30

Bldg. No.	House/Level (Text)	Floor	A (RED)	A (GREEN)	B (RED)	B (GREEN)	C1 (RED)	C1 (GREEN)	C2 (RED)	C2 (GREEN)	C3 (RED)	C3 (GREEN)	C4 (RED)	C4 (GREEN)	
North Tower 348	Jefferson	1			2	2					1	1	1	1	
		2			2	2					1	1	1	1	
		3	1	1	1	1					1	1	1	1	
		4			2	2					1	1	1	1	
		5			2	2					1	1	1	1	
	Randolph	1			2	2					1	1	1	1	
		2			2	2					1	1	1	1	
		3	1	1	1	1					1	1	1	1	
		4			2	2					1	1	1	1	
		5			2	2					1	1	1	1	
	Pickering	1			2	2					1	1	1	1	
		2			2	2					1	1	1	1	
		3	1	1	1	1					1	1	1	1	
		4			2	2					1	1	1	1	
		5			2	2					1	1	1	1	
	Marshall	1			2	2					1	1	1	1	
		2			2	2					1	1	1	1	
		3	1	1	1	1					1	1	1	1	
		4			2	2					1	1	1	1	
		5			2	2					1	1	1	1	
	Madison	1			2	2					1	1	1	1	
		2			2	2					1	1	1	1	
		3	1	1	1	1					1	1	1	1	
		4			2	2					1	1	1	1	
		5			2	2					1	1	1	1	
		Basement Service Level	1												
		Formal Lounge	2									1	1	1	1
Informal Lounge		3									1	1	1	1	
South Tower 347	Smith	1			2	2	1	1	1	1					
		2			2	2	1	1	1	1	1				
		3	1	1	1	1	1	1	1	1	1				
		4			2	2	1	1	1	1	1				
		5			2	2	1	1	1	1	1				
	Monroe	1			2	2	1	1	1	1	1				
		2			2	2	1	1	1	1	1				
		3	1	1	1	1	1	1	1	1	1				
		4			2	2	1	1	1	1	1				
		5			2	2	1	1	1	1	1				
	Adams	1			2	2	1	1	1	1	1				
		2			2	2	1	1	1	1	1				
		3	1	1	1	1	1	1	1	1	1				
		4			2	2	1	1	1	1	1				
		5			2	2	1	1	1	1	1				
	Clay	1			2	2	1	1	1	1	1				
		2			2	2	1	1	1	1	1				
		3	1	1	1	1	1	1	1	1	1				
		4			2	2	1	1	1	1	1				
		5			2	2	1	1	1	1	1				
	Van Buren	1			2	2	1	1	1	1	1				
		2			2	2	1	1	1	1	1				
		3	1	1	1	1	1	1	1	1	1				
		4			2	2	1	1	1	1	1				
		5			2	2	1	1	1	1	1				
		Basement Service Level	1												

Bldg. No.	House/Level (Text)	Floor	A (RED)	A (GREEN)	B (RED)	B (GREEN)	C1 (RED)	C1 (GREEN)	C2 (RED)	C2 (GREEN)	C3 (RED)	C3 (GREEN)	C4 (RED)	C4 (GREEN)
	Formal Lounge	2					1	1	1	1				
	Informal Lounge	3					1	1	1	1				
		Qty.	10	10	90	90	25	25	25	25	27	27	27	27

<u>Bldg. No.</u>	<u>House</u>	<u>Door</u>	<u>D (RED)</u>	<u>D (GREEN)</u>	<u>E (RED)</u>	<u>E (GREEN)</u>
North Tower						
348	Jefferson	Suite 1A *	1			
		Suite 1B		1		
		Suite 1C		1		
		Suite 1D	1			
		Suite 2A		1		
		Suite 2B	1			
		Suite 2C	1			
		Suite 2D		1		
		Suite 3A	1			
		Suite 3B		1		
		Elevators (See type A)				
		Suite 4A		1		
		Suite 4B	1			
		Suite 4C	1			
		Suite 4D		1		
		Suite 5A	1			
		Suite 5B		1		
		Suite 5C		1		
		Suite 5D	1			
	Randolph	Suite 1A		1		
		Suite 1B	1			
		Suite 1C	1			
		Suite 1D		1		
		Suite 2A	1			
		Suite 2B		1		
		Suite 2C		1		
		Suite 2D	1			
		Suite 3A		1		
		Suite 3B	1			
		Elevators (See type A)				
		Suite 4A	1			
		Suite 4B		1		
		Suite 4C		1		
		Suite 4D	1			
		Suite 5A		1		
		Suite 5B	1			
		Suite 5C	1			
		Suite 5D		1		
	Pickering	Suite 1A	1			
		Suite 1B		1		
		Suite 1C		1		
		Suite 1D	1			
		Suite 2A		1		
		Suite 2B	1			
		Suite 2C	1			
		Suite 2D		1		
		Suite 3A	1			
		Suite 3B		1		
		Elevators (See type A)				
		Suite 4A		1		
		Suite 4B	1			
		Suite 4C	1			
		Suite 4D		1		

		Suite 5A	1			
		Suite 5B		1		
		Suite 5C		1		
		Suite 5D	1			
	Marshall	Suite 1A		1		
		Suite 1B	1			
		Suite 1C	1			
		Suite 1D		1		
		Suite 2A	1			
		Suite 2B		1		
		Suite 2C		1		
		Suite 2D	1			
		Suite 3A		1		
		Suite 3B	1			
		Elevators (See type A)				
		Suite 4A	1			
		Suite 4B		1		
		Suite 4C		1		
		Suite 4D	1			
		Suite 5A		1		
		Suite 5B	1			
		Suite 5C	1			
		Suite 5D		1		
	Madison	Suite 1A	1			
		Suite 1B		1		
		Suite 1C		1		
		Suite 1D	1			
		Suite 2A		1		
		Suite 2B	1			
		Suite 2C	1			
		Suite 2D		1		
		Suite 3A	1			
		Suite 3B		1		
		Elevators (See type A)				
		Suite 4A		1		
		Suite 4B	1			
		Suite 4C	1			
		Suite 4D		1		
		Suite 5A	1			
		Suite 5B		1		
		Suite 5C		1		
		Suite 5D	1			
	Basement				2	2
	Service Level				2	2
	Formal Lounge				2	2
	Informal Lounge				2	2
South Tower	Smith	Suite 1A		1		
347		Suite 1B	1			
		Suite 1C	1			
		Suite 1D		1		
		Suite 2A	1			
		Suite 2B		1		
		Suite 2C		1		
		Suite 2D	1			
		Suite 3A		1		

		Suite 3B	1			
		Elevators (See type A)				
		Suite 4A	1			
		Suite 4B		1		
		Suite 4C		1		
		Suite 4D	1			
		Suite 5A		1		
		Suite 5B	1			
		Suite 5C	1			
		Suite 5D		1		
	Monroe	Suite 1A	1			
		Suite 1B		1		
		Suite 1C		1		
		Suite 1D	1			
		Suite 2A		1		
		Suite 2B	1			
		Suite 2C	1			
		Suite 2D		1		
		Suite 3A	1			
		Suite 3B		1		
		Elevators (See type A)				
		Suite 4A		1		
		Suite 4B	1			
		Suite 4C	1			
		Suite 4D		1		
		Suite 5A	1			
		Suite 5B		1		
		Suite 5C		1		
		Suite 5D	1			
	Adams	Suite 1A		1		
		Suite 1B	1			
		Suite 1C	1			
		Suite 1D		1		
		Suite 2A	1			
		Suite 2B		1		
		Suite 2C		1		
		Suite 2D	1			
		Suite 3A		1		
		Suite 3B	1			
		Elevators (See type A)				
		Suite 4A	1			
		Suite 4B		1		
		Suite 4C		1		
		Suite 4D	1			
		Suite 5A		1		
		Suite 5B	1			
		Suite 5C	1			
		Suite 5D		1		
	Clay	Suite 1A	1			
		Suite 1B		1		
		Suite 1C		1		
		Suite 1D	1			
		Suite 2A		1		
		Suite 2B	1			
		Suite 2C	1			

		Suite 2D		1		
		Suite 3A	1			
		Suite 3B		1		
		Elevators (See type A)				
		Suite 4A		1		
		Suite 4B	1			
		Suite 4C	1			
		Suite 4D		1		
		Suite 5A	1			
		Suite 5B		1		
		Suite 5C		1		
		Suite 5D	1			
	Van Buren	Suite 1A		1		
		Suite 1B	1			
		Suite 1C	1			
		Suite 1D		1		
		Suite 2A	1			
		Suite 2B		1		
		Suite 2C		1		
		Suite 2D	1			
		Suite 3A		1		
		Suite 3B	1			
		Elevators (See type A)				
		Suite 4A	1			
		Suite 4B		1		
		Suite 4C		1		
		Suite 4D	1			
		Suite 5A		1		
		Suite 5B	1			
		Suite 5C	1			
		Suite 5D		1		
	Basement				2	2
	Service Level				2	2
	Formal Lounge				2	2
	Informal Lounge				2	2
* Example: Jefferson Suite 1A Red Stairwell		Qty.	90	90	16	16

Watterson Towers ADA and Directional Signage

<u>Sign Type</u>	<u>Qty.</u>
B6	19
B7	180
B9	199
B13	6
B15	1
B17	16
B19	221
B35	1170
B42	180
B43	33
A (RED)	10
A (GREEN)	10
B (RED)	90
B (GREEN)	90
<u>C1 (RED)</u>	25
<u>C1 (GREEN)</u>	25
<u>C2 (RED)</u>	25
<u>C2 (GREEN)</u>	25
<u>C3 (RED)</u>	27
<u>C3 (GREEN)</u>	27
<u>C4 (RED)</u>	27
<u>C4 (GREEN)</u>	27
<u>D (RED)</u>	90
<u>D (GREEN)</u>	90
<u>E (RED)</u>	16
<u>E (GREEN)</u>	16
Total Number of Signs:	2645